

OPERATING INSTRUCTIONS FOR THE
M C MODEL 250T TRANSMITTER

To place the M C model 250T tone transmitter in operation, first check the interior of the cabinet to see that the tube and crystal are in place properly. Then install the antenna by inserting it through the grommet in the top of the cabinet and screw it onto the small threaded stud provided. Next install the batteries and put the back on. The transmitter is ready for use.

1 - 6 volt "A" battery
Burgess #F4BP
Eveready #744

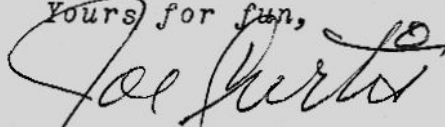
2 - 67½ volt "B" battery
Burgess XX45
Eveready #467

For those not familiar with a "tone" transmitter, please remember that the carrier is on as soon as the off-on switch is on, and the tone is added only when the key is used.

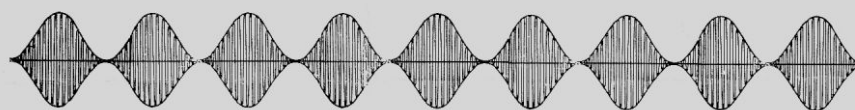
M C model 250T transmitters are properly tuned and the audio tone set at the prescribed 1000 cycles at the factory. However, if for some reason (accident or otherwise) it becomes necessary to retune and readjust the transmitter, here is a simple procedure: First, place a 0-50 or 0-100 ma. meter in the B+ circuit. This will give a satisfactory indication of the plate current "drop" at resonance. Open the tank capacitor to minimum capacity. Install antenna and connect the batteries and turn the set on. Then turn the tank capacitor very slowly. A pronounced current drop will take place at resonance. Adjust very carefully for minimum plate current. Now touch the antenna. If the set returns to oscillation immediately, you are all set in the RF section. For the tone, fire up your receiver and with the two (transmitter and receiver) a couple of hundred feet apart, adjust the tone control on the transmitter chassis for the greatest receiver "B" current. You're ready for business.

WARRANTY: The M C model 250T transmitter is guaranteed for 90 days from date of purchase and if for any reason the transmitter fails to operate satisfactory within this period and is returned with the dated sales ticket to M C Mfg. & Sales Company, 6720 Monroe, Kansas City, Missouri, it will be repaired free of charge - providing the unit has not been abused or tampered with. Enclose 25¢ for packing and shipping charges. Pack well for we are not responsible for equipment damaged in shipment.

REPAIR SERVICE: The M C Mfg. & Sales Co. has an established repair service for all MC equipment. We will repair or replace whatever parts necessary for proper operation of your MC equipment at a minimum rate of \$1.00 with the unit to be repaired. If for some reason such as large damage from crash or dunking, you will be advised of estimate repair cost before repairs are made.

Yours for fun,

M C MANUFACTURING & SALES CO.

MC *Tone!*



PRECISION RADIO CONTROL EQUIPMENT BY MC

"MC" IS THE BEST BUY IN "RC"

CHECK THESE VALUES!



MC 250 T

\$22⁹⁵

MC MODEL 250T TONE TRANSMITTER

- 1000 CYCLE AUDIO TONE.
- OPERATING ON EITHER 26.995 MC OR 27.255 MC.
- ATTRACTIVE BLUE HAMMERTONE CABINET OF STURDY STEEL, 3 x 5½ x 8 INCHES.
- INEXPENSIVE 3A4 TUBES.
- RELIABLE CIRCUITRY AND OPERATION.
- ECONOMICAL OPERATION — FULL SIZE BATTERIES.
- 6 VOLT FILAMENT, PERMITTING OPERATION OF TRANSISTOR CONVERTER FROM SAME SOURCE.
- FACTORY TESTED AND TUNED.
- FULLY GUARANTEED — MATERIAL, WORKMANSHIP, AND PERFORMANCE.

SPECIAL!

**COMBINATION
OFFER**

250 T TRANSMITTER

100 T RECEIVER

BOTH FOR ONLY

\$41⁹⁵

MC MODEL 100T TONE RECEIVER

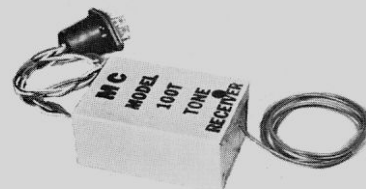
- Easy to tune and operate.
- Large current changes, 4 to 5 ma.
- Printed circuit, indestructible epoxy glass board with heavy copper.
- Weight 1½ ounces, cube dimension 1 x 1½ x 2½ inches.
- Battery requirement, 1½ volts at 13 ma., 22½ to 30 volts at 6 ma.
- Factory tested and tuned.
- Fully guaranteed material, workmanship, performance.

DELUXE MODEL

- Protective aluminum box.
- Monitoring jack for head phone tuning.
- Receiver and relay wired to plug — ready to use.



MC 100 T **\$20⁹⁵**



MC 100 T DELUXE

\$24⁹⁵

**MC MFG.
& SALES CO.
KANSAS CITY, MO.**

**MC MFG. & SALES CO.
6720 MONROE
KANSAS CITY 30, MO.**