



**KRAFT**  
SYSTEMS, INC.

®

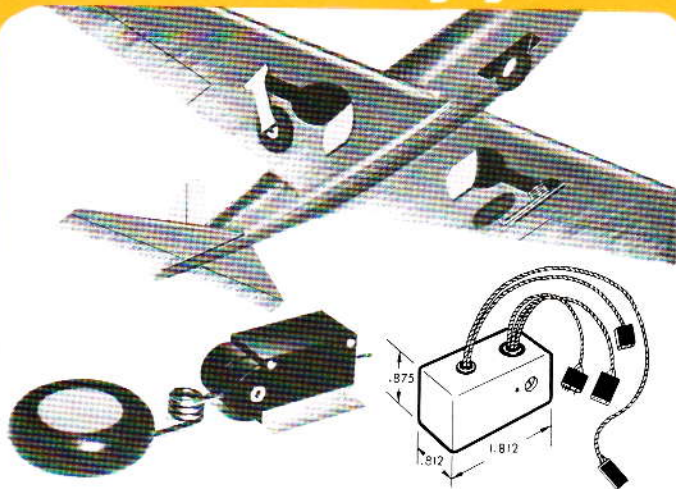
450 WEST CALIFORNIA AVENUE  
P.O. BOX 1268 • VISTA, CALIFORNIA 92083



**accessories**



# retractable landing gear



- RUGGED AND LIGHT
- SELF-CONTAINED
- EXTRA SERVOS OR BATTERY PACKS ARE NOT REQUIRED
- POSITIVE LOCKING
- VERY SIMPLE TO INSTALL

Simplicity of installation and long trouble-free life are the keynotes of the KRAFT retractable landing gear system. Molded from high strength glass fiber reinforced nylon, it is virtually indestructible and fuel proof. Because it is self-contained, complicated actuating linkages and extra servos are avoided. The units can be mounted either vertically or horizontally. Gear legs are removable and may be bent to the desired length. The positive locking mechanism is the most positive and strongest available.

Specially designed amplifiers permit direct operation from the receiver without the necessity of extra batteries. The system may even be operated from a four channel receiver if desired.

Landing gears are furnished completely wired with connectors. Since extra servos are not required, the system is very competitive in price with the less satisfactory mechanical units.

## PRICES

Complete System (wired with LG52 Amplifier)  
Part No. 700-007 ..... \$109.95

LG-52 AMPLIFIER (for 5,6 or 7-channel Kraft Systems)  
This amplifier is designed for auxiliary channel operation. Use with 1967 or later Kraft and PCS sets. Specify year model when ordering.  
Part No. 700-052 ..... \$34.95

Set of three landing gear (nose gear, two main gear)  
Part No. 700-003 ..... \$79.95

# elevon linkage

Designed for "V" tails, wings and powered delta-type aircraft.

## ELEVON LINKAGE KIT

(Operates elevons or flaperons from two KP-12 servos or all 2/3 channel receiver-blocks, except 1976 and later.)

Part No. 200-087 ..... **\$3.98.**

## UNIVERSAL LINKAGE KIT

(For use with servos other than KPS-12.)

Part No. 200-117 ..... **\$3.98.**




Part No. 200-087

# hidden axle wheels

Kraft high-quality hidden axle wheels are designed for general model airplane use and feature interchangeable bushings for three common axle sizes. (No drilling is required.)

These easily-assembled and true-running wheels include puncture-proof Neoprene tires and a hidden wheel collar for scale appearance. Available in either streamline or scale profile.



## STREAMLINE PROFILE

DIAMETER	PART NUMBER	PRICE/PAIR
1 1/2"	200-099	\$ 2.79
2"	200-080	\$ 2.98
2 1/4"	200-081	\$ 3.39
2 1/2"	200-082	\$ 3.49
2 3/4"	200-083	\$ 3.49



## SCALE PROFILE

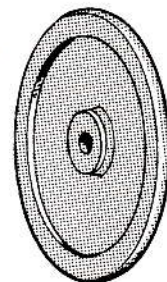
DIAMETER	PART NUMBER	PRICE/PAIR
1 1/2"	200-073	\$ 2.39
1 3/4"	200-074	\$ 2.49
2"	200-075	\$ 2.79
2 1/4"	200-076	\$ 2.98
2 1/2"	200-077	\$ 2.98
2 3/4"	200-078	\$ 3.39
3"	200-079	\$ 3.49

# racings wheels

These extra thin solid nylon wheels are specially designed to fit in very slim wheel pants.

For 1/4 Midget Racers (1 1/2" Dia., 1/4 oz.)  
Part No. 200-113 ..... **\$1.69 Per Pair**

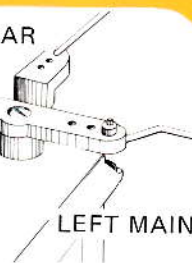
For Formula 1 Racers (2 1/4" Dia., 1/2 oz.)  
Part No. 200-114 ..... **\$2.29 Per Pair**



# offset arm

TO NOSE GEAR  
RIGHT MAIN

Allows up to 180° operation. Useful in mechanical landing gear hook-up applications. Recommended for KPS-15-II and KPS-15H-II servos. Can also be used with KPS-14 II servos.  
Part No. 200-129 ..... **\$1.19.**

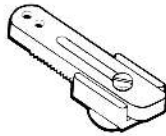





# adjustable output arm

Output arm length adjusts for precise control travel. Maximum adjustment range of .55". For KPS-14 II and KPS-15 II servos.

Part No. 200-141 ..... \$1.49



# aluminum engine mount



Rugged cast aluminum engine mount, drilled and tapped for Kraft .61 engine.

Part No. 200-132 ..... \$7.98

# kraft carburetor air filter

Custom developed for Kraft .61 engine. Greatly increase engine life with minimum power loss.

Part No. 200-135 ..... \$2.98



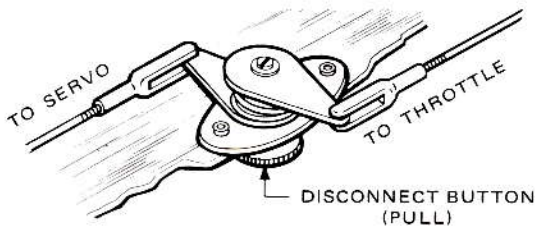
# fuel filter

For maximum engine reliability a fuel filter is essential. It prevents contaminants from clogging the carburetor needle valve assembly.

Part No. 200-028 ..... \$1.29



# manual throttle actuator



With this convenient actuator, it isn't necessary to turn on the transmitter to operate the engine. Throttle linkage from servo is disengaged and re-engaged with easily accessible spring-loaded knob.

Part No. 200-116 ..... \$2.98

# glow plug analyzer

- INDICATES OPEN OR SHORTED GLOW PLUG, AND ENGINE FLOODING.
- ON-OFF SWITCH TO PREVENT ACCIDENTAL SHORTING.

Attaches to dry-cell battery. Rugged meter measures current flow through glow plug.

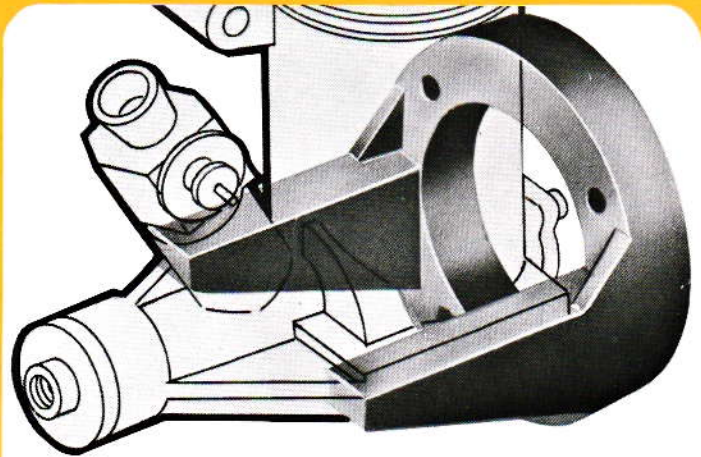


GPA-S

MODEL GPA-S for Square Battery, Part No. 200-119 \$7.98

MODEL GPA-R for Round Battery, Part No. 200-118 \$7.98

# engine mounts




Molded from high-strength glass-filled nylon, these are the finest engine mounts available. They are light weight and feature accurate alignment, low vibration levels and easy installation. Engine mounting screws are self locking in this material and will not loosen under vibration. They are available in 12 sizes to fit all popular engines.

MODEL	PART NUMBER	PRICE
KM-05	200-059	\$2.19
KM-09	200-060	\$2.39
KM-15	200-061	\$2.49
KM-15R	200-103	\$2.79
KM-19	200-062	\$2.79
KM-19B	200-063	\$2.79
KM-30	200-064	\$2.89
KM-40	200-065	\$2.98
KM-40R	200-066	\$3.29
KM-60A	200-067	\$3.29
KM-60B	200-068	\$3.29
KM-70	200-069	\$3.49

MOTOR MOUNT	BEARING MOUNT SIZE RANGE	MOUNTING SCREW SIZE	ENGINE SIZE		
			COX 048	COX 09	COX 15
KM-05	.550" to .645"	2x3/8			
KM-09	.800" to .890"	2x3/8	O.S. 09	O.S. 10	O.S. 15
KM-15	.925" to .965"	4x1/2	O.S. 15	O.S. 30	
			FOX 15	ENYA 09	
KM-15R	1.000" to 1.135"	4x1/2	K&B 10 RR		
KM-19B	1.010" to 1.100"	4x1/2	ENYA 19	ENYA 15	
KM-19	1.060" to 1.130"	4x1/2	VECO 19	MCCOY 10	O.S. 19
KM-30	1.140" to 1.220"	4x5/8	O.S. 35	O.S. 30	
KM-40R	1.300" to 1.330"	4x5/8	K&B 40 RR	Q.S. 40 RR	ST 40 RR
KM-40	1.265" to 1.325"	4x5/8	S.T. 40 FR VECO 35 K&B 35 O.S. 40 FR ENYA 35	S.T. 40 MERC0 29 K&B 40 FR FOX 36K	S.T. 35 MERC0 35 K&B 45 ENYA 29
KM-60B	1.470" to 1.550"	6x3/4	KRAFT 61 HP 61 FR	WEBRA 61 ENYA 60	VECO 61
KM-60A	1.400" to 1.480"	6x3/4	VECO 50 STREAK 49	MERC0 49, 61 FOX 59	MERC0 BLACK
KM-70	1.620" to 1.700"	6x3/4	O.S. 80 RR FOX 61, 74	S.T. G60	ROSSI 60 RR



## servo trays



SERVO TRAY PART NUMBERS

SERVO	STYLE 1	STYLE 2	STYLE 3	STYLE 4
KPS-9		200-022	200-021	
KPS-10	200-018	200-019	200-017	
KPS-11 Kps-11A	200-041	200-042	200-040	
KPS-12	200-045	200-046	200-044	
KPS-14 KPS-14II	200-089	200-088	200-090	200-101
KPS-15 KPS-15II	200-093	200-092	200-094	200-102
KPS-15H KPS-15HII				
KPS-16	200-093	200-092	200-094	200-102
PRICE	\$3.19	\$3.19	\$1.69	\$1.69

## servo accessory packages

Each package contains all necessary mounting hardware, grommets, and output arms for the servo.

200-051	KPS-9 Servo Accessory Package	\$1.95
200-052	KPS-10 Servo Accessory Package	\$1.39
200-053	KPS-11 and KPS-11A Servo Accessory Package	\$1.39
200-054	KPS-12 Servo Accessory Package	\$1.89
200-125	KPS-14 II Servo Accessory Package	\$1.39
200-126	KPS-15 II Servo Accessory Package	\$1.39
200-098	KPS-16 Servo Accessory Package	\$1.98

## servo tray switch actuator

Eliminates cutting slots or drilling holes in switch. Wire link operates slide.  
Part No. 200-120 ..... **98c.**



## adjustable length control sticks

Aluminum control sticks with knurled tips. Can be varied in length by 13/32". Fits Kraft KPT-7Z transmitters. Part No. 200-122 ..... **\$5.98.**

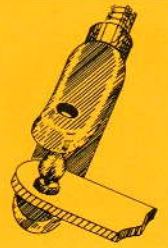


## clevis


Nylon clevis with a durable snap-lock steel pin.

Clevis with 10" steel rod allows for an adjustment of 5/8". Part No. 200-128 ..... **\$ .98.**

Clevis only (package of 4). Part No. 200-131 ..... **\$1.29.**



## accessories assortment



2 Extra Long Horns, 2 Regular Horns, 4 Horn Plates, 2 (90°) Bellcranks, 1 Flying Stab Bellcrank, 2 Push Rod Exits, 1 Antenna Flag Clip, 1 Receiver Antenna Clip, 1 (6/32) Nut Plate, 3 (5/32) Push-on Collars, 3 (1/8) Push-on Collars, 3 (3/32) Push-on Collars, 13 (1/16) Push-on Collars, 2 (.045) Push-on Collars, 10 (2-56 x 1/2) Machine Screws, 2 (2-56) Nuts, 2 Bellcrank Bushings, 2 (1/4-20) Wing Hold Down Nylon Bolts. Part No. 200-100 ..... **\$2.49.**

## accessories sold separately

2 Push Rod Exits, 1 Hatch Hold Down Bracket (Part No. 200-107)	59c
1 Flying Stabilizer Bellcrank (Part No. 200-108)	98c
24 Assorted Push-on Collar Retainers (Part No. 200-109)	89c
4 (1/4x20) Wing Hold Down Nylon Bolts (Part No. 200-110)	98c
2 Extra Long Control Horns (Part No. 200-111)	89c
2 Standard Control Horns (Part No. 200-112)	89c
2 (90°) Bellcranks with Machined Bushings and Locknut (Part No. 200-115)	98c

## hinges

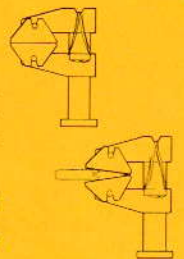
These "live" polypropylene hinges are designed to dampen flutter, withstand high vibration, and to resist gumming from epoxy, glue or dirt. 20 Per Pkg.  
Part No. 200-105 ..... **\$1.29.**



## modeler's clamps

Molded glass reinforced nylon clamps with snap-off, movable jaws. Tension provided by rubber bands. They can be adapted to a variety of construction techniques and glue will not stick readily to them.

Large Clamp maximum opening of 4"  
Part No. 200-106 ..... **\$1.19**  
Small Clamp maximum opening of 1 1/4"  
Part No. 200-104 (per pair) ..... **\$1.69**



## switch guard

Easily installed. Fits all Kraft Transmitters.

Part No. 200-049 ..... **98c.**

