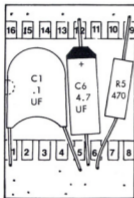
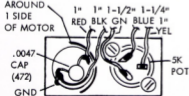


BACK SIDE  
OF P.C. BOARD



INSTALL  
I.C. &  
THESE  
3 PARTS  
ON P.C.  
SIDE OF  
BOARD

MYLAR  
TAPE  
AROUND  
1 SIDE  
OF MOTOR

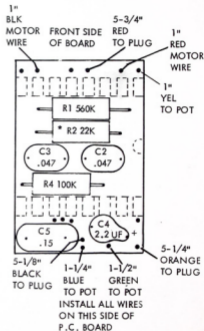


INSTALL POT &  
MOTOR EXACTLY  
AS SHOWN

1/32" x 3/8"  
SQUARE TAPE  
BETWEEN POT  
& BOARD



CORRECT POSITION  
OF P.C. BOARD  
IN SERVO



\*R2 CONTROLS SERVO THROW.  
USE 18K WITH NEW  
FIBERGLAS POT.

CANNON ELECTRONICS  
CE-9C (SUPER-MICRO) SERVO

2/1/88

